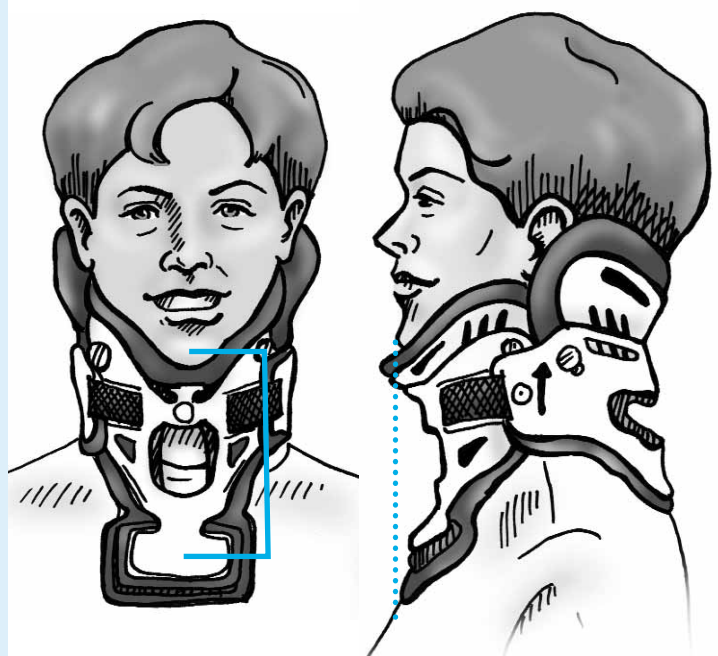


1

Spot check for proper collar fit.

- ✓ **Chin:** Centered and on the mandible support.
- ✓ **Blue-on-Blue:** Velcro hook lines up perfectly with Velcro pile.
- ✓ **Trapezius:** Anterior side up towards the ear and lined up off the trapezius.
- ✓ **Sorbatex™ Pads:** Covering all white plastic edges.
- ✓ **Tracheal Opening:** Centered and lined up with the nose.

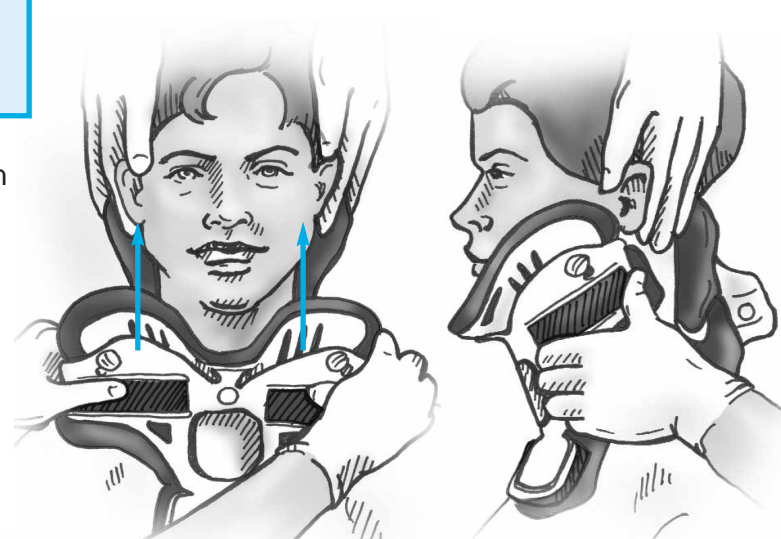


2

Check for chin slipping into collar.

Scoop it up! Flare collar out and under chin then scoop side up to ear.

Snug it up! Wrap anterior portion to touch the neck and then snugly attach posterior portion - "blue on blue."

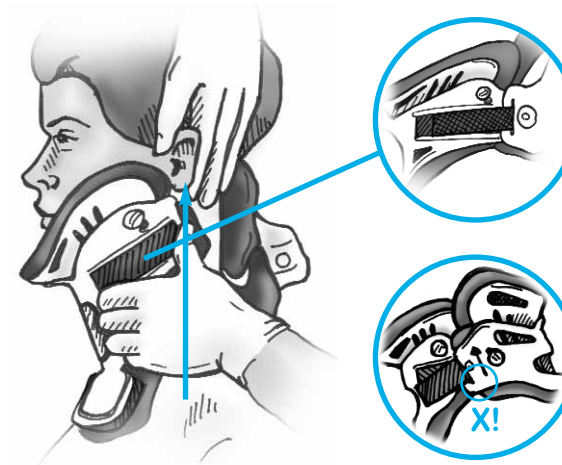


If chin slips into collar it is not snug enough.

3

Check for white plastic digging into trapezius.




- **Scoop it up** - scoop anterior sides up off trapezius and towards ear.
- **Blue on Blue** - line up Velcro loop with Velcro pile.



- **Check size** - if the above two do not resolve the issue, check if the collar is too tall.
(switch 500/lg into 400/med, 400/med to 300/sm, 300/sm or 200L/stout w/ 200S front)

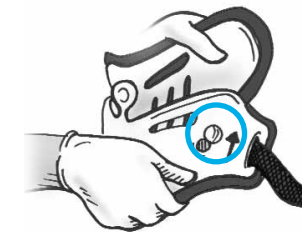
4

Check chin / mandibular pressure.

-  • Slide anterior buttons up to relieve chin tip pressure.
-  • Slide anterior buttons down to relieve jaw / mandibular pressure.
-  • Turn button horizontal to lock.

5

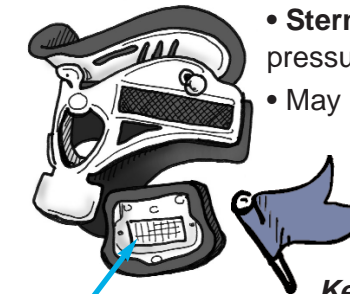
Check for pressure on occiput.



- Slide button up to relieve occipital pressure.
- Slide button down to enhance extension control.

6

Considerations for a swollen or trached patient.



Sternal Pad

- **Sternal Pad** disperses ambulatory pressure.
- May be removed:
 - if anatomy dictates
 - for comfort during sleep / supine
 - during meals.

Keep sternal pad for long term / at-home use.

7

Treatment of damp, smelly pads.

Prevention of pressure ulcers is largely due to good, proactive skin care. We recommend:

- Skin assessed every shift and prn.
- Pads changed/cleaned once/day and prn.
- Pressure, moisture, heat, dirt: lead to skin breakdown.
 - Change initial collar to extended wear within 2 hours of arrival.
 - Keep skin clean & dry.
 - Keep pads clean, dry & free of debris.



Authorized Representative:
Scanlan Group B.V., Postbus 75664,
1118 ZS Schiphol Triport, The Netherlands.



www.jeromemedical.com